


FAVORITE PRODUCTS TO BUY & PRODUCTS TO AVOID FOR GOLDIVA GOLDENS PUPPIES

Mary@GoldivaGoldens.com 207-939-6279 (cell) www.k9goldens.com

Puppies are eating Purina Pro Plan Performance 30/20 Salmon & Rice plus wet canned Pro Plan Sensitive Skin Salmon & Rice. We do 2 hot meals and dry food mid-day, approx 1 cup each feeding. Meals are given in the crate, say "Go to Bed" each time puppy goes in the crate. Do not put water in the crate. After baby teeth fall out around 4 mths, the puppy can go to 2 meals a day at 1 cup am/pm. Refer to Puppy Manual on the website for feeding & training articles. Please print out your training manual and write a list of questions when you come. **Make sure your dog food is the Salmon Pro Plan not the chicken.** We didn't know the bag of chicken also has the same Pointer on it. The chickens are fed growth hormones & antibiotics. You can order thru Chewy.com for the Purina Pro Plan Salmon & Rice Performance 30/20 All Life Stages. Chewy will deliver in 1-2 days for free if you autoship 1 bag a month.



PRODUCTS TO ORDER AND PRODUCTS TO AVOID

YES List Of Products To Buy

Visit the [SmartPetLove Store](http://SmartPetLove.com)

★★★★★ 53,342

SmartPetLove Snuggle Puppy Heartbeat Stuffed Toy for Dogs



YES to the heartbeat pillow on Amazon.com and bring with you to rub on Mom and siblings. Bring blanket & crate pad too. Then Puppy will have a security blanket to take home to his new environment.

YES to a Slow Feed Bowl if your puppy inhales his/her food. Chewy.com. This will prevent bloat. There are maze craze bowls and food puzzle games too.





YES to large wire dog crate with divider panel used while puppy training. GCH Remy is in a 48" crate. The adult girls are in a 42" crate. 36" is ok but a little cramped as an adult. NO to plastic crates. They can sweat to death in these. Make sure the dog groomer doesn't leave your wet dog in a plastic crate with forced hot air blowing on your dog. They can die from the heat with no escape.

YES to an 8' Exercise Pen to attach to the crate if you work or are gone for more than 2 hours during the day. This expandable pen will provide a safe open area for your pup to lounge/play in while you're gone. If you have space, buy 2 pens to attach. Order the same size height as your adult crate. Puppies are litter box trained on Pine shavings. Get a sweater box or wrapping paper box at Walmart.



YES to Planet Dog rubber balls with 2 holes. Rubber balls with a single hole will create a suction that the wet tongue can get stuck in. Tennis balls should be supervised if the puppy starts tearing the fuzz off and chewing apart the ball. This scenario cost me \$1200 for ER Surgery with Am CH Melissa just before I was flying out of town...Murphy's Law.

	
Dog - Large Slip Solid Ro...	Dog - Small Slip Solid Ro...
\$20.99	\$18.99
Chewy.com	Chewy.com
4.9 ★★★★★ (836)	4.9 ★★★★★ (836)

YES to slip leads to walk your PUPPY. This is the safest way to walk your puppy. He cannot slip out of the slip lead. Collars are cute but not safe. When frightened a puppy can back out of his collar and run away. Harnesses are not a good choice either. If you fail to have your dog heel, then buy a Gentle Leader. Then pup can only turn Left/Right not drag you.

YES to deer antlers or an Uncooked marrow bone in the butcher case at the grocery store. Kongs can be stuffed with wet canned food and frozen.

YES to a digital thermometer just for the puppy. Normal temp is 101-102.5. Should your puppy not feel well and you call the ER Vet, this is vital information. Gums should be pink. If color is white/grey puppy is dehydrated or anemic. If gums are deep, dark pink, possible infection. Ears should be pale pink too.



YES to SIMPLE TRAINING TREATS. Factor in the extra calories and adjust quantity of daily food. Puppy should be hungry before he goes to training classes, skip one meal prior to class. Take Cheerios, string cheese, Baby Bella cheese (round cheese with red wax removed), diced hot dogs, diced chicken or steak) plus some dog food. Puppy will “work” for his meal. When he’s quiet, Reward. When he makes eye contact, Reward. When he jumps on you, Ignore or step on his leash. When he barks, ignore or if obsessive, divert attention the other direction. If you go See what he is barking at, he is training You to Come. Play “Go Find It” game. Toss treat 2’ away from you, “Go Find It.” Puppy eats treat. Quickly ask for “Fido Come,” Reward. Then toss treat the other direction for Go Find It. Repeat about 5-6 times. Quit while it’s still fun, not when he’s tired. The moment puppy finds/eats treat punctuate that Exact moment with Happy “YES!” If you don’t have your clicker, then say YES for everything done right. Be ready with your treats; they have a short attention span.



YES to seatbelts if your pup will not ride quietly in the backseat. The front seat air bags will kill your pup or dog under 100 lbs. If a pup is in your front seat and you have an accident, it will always be your fault for being a distracted driver because of the dog.

YES to soft blow up collar if your dog needs surgery or has a hot spot to avoid. The plastic E-collars stress out dogs, scrape walls and your legs.



YES to simple soft brushes or a Greyhound metal comb. Trim the toenails frequently so your pup will not have a foot issue. This is a big safety issue for your vet and staff. If your pup does not like his feet touched, please tell the vet/groomer. Our vet had his ear bitten off and had to have his ear reattached at the plastic surgeons office. Use a gentle shampoo and rinse thoroughly. If you leave the soap/conditioner in, you’ll get a hot spot. Dog blow dryers are great to use at home.



YES to organic or natural products for tick, fleas & mosquitos. No flea collars or chemicals. We feel this is why there is so much cancer in canines. If the chemicals are not safe for our skin, it’s not safe for your puppy’s skin. Collars are always a safety hazard. Your puppy will love this natural Vet’s Best Flea & Tick Spot Treatment for Pups, 16-40 lbs, 4 Doses (4-mos. supply) is \$15 at chewy.com.

Pups need to be 12 weeks old before applying. Even The Morris Foundation Cancer Study and Pet Insurance will ask what kind of chemicals your puppy is treated with or your lawn is treated with. There are organic products for your lawn with Cedar Oil that will keep the ticks & fleas away. CAUTION ON BRAVECTO. The study was done in Europe. It would not have been permitted in the US. The warning label for breeding stock shows enlarged hearts, enlarged spleens and limb deformity. It’s a convenience to give every 3 months but what is the long-range health for your pup?

NO LIST OF PRODUCTS TO AVOID:

NO nylabones, NO rawhides, NO flip chips, NO pigs ears, NO bully sticks (this is a bull's penis). NO pork products, this can cause pancreatitis and blood transfusion. CAUTION on beef products because of Mad Cow Disease. When I go to Canada, I'm not allowed to have any beef products including no beef in my dog food. CAUTION on Chicken products because of heavy antibiotics & growth hormones. Many dogs will develop protein allergies and chicken is usually to blame.

NO buckle collars. Get the quick release snap buckle. If your puppy gets his collar stuck, he will try to twist out to free himself, only making the situation worse. This can be fatal if you have to pull the collar tighter to release the buckle. If dogs play, take the collars off so their teeth don't get stuck under the other dogs collar. This happened to my son and his pit bulls playing. He had to tighten the collar to release the buckle on the choking dog while the other panicked dog had his teeth stuck in the others collar. It was very frightening and ended at the ER Vet. His dog was in the oxygen tent for 13 hours because she was so close to death. My son was also bitten up in the process of untangling 2 panicked pit bulls. This can happen to Any breed of dog playing.

NO flexi-retractable leashes! This is a human & dog hazard, like losing the tip of your finger, friction burns and strangulation of dog. Poor choice of a leash and easy to lose control of your dog when there's a sudden jump to see another dog or lose control in a dog fight when you have to look down at your leash in a panic to push the button for retracting.

NO harnesses. This encourages your dog to pull and be a sled dog. This releases endorphins in the brain for pleasure because puppy is Making You Come where HE wants. (Cornell University did a study on the dogs brain.) It also makes it difficult for another person to walk your dog when you forgot your harness. Heeling can be easily taught with treats at the left side of your leg, and calling your puppy to Come, Heel at your side. This is called "Recall." If you can't teach Heel, then use a Gentle Leader if your pup won't "heel" for control. Basically if the dog pulls, the Gentle Leader turns the dog left or right. The Gentle Leader goes over the nose and turns the head left or right. Then the dog can't use their shoulders/chest for pulling. We don't like the harnesses that squish the legs at an awkward angle.

NO rope toys or toys with strings. This may end up in surgery. Watch for your puppy eating your sock or underwear, toys, whatever. Don't make it a chasing game to get it out of your puppy's mouth. Train your pup to Release or Give what is in his mouth by trading for a treat. A dog that is yelled at to come will do just the opposite. Fake them out with Happy voice to come to you to Release/Give you that mouse in the mouth that you have to pull out...my puppy Bésame had something in her mouth and I had to use the Fake Happy voice when I wanted it out immediately. She didn't run but I could quickly pull out the tail & body before it was a problem making her sick..

NO plastic crates. Pups can sweat to death in these, especially if they are wet and it's hot in the car or wet and at the groomers with forced hot blow dryers on them. Ask to see where your dog is being dried, on the grooming table for an hour plus of drying or forced hot air. Put it in writing at the groomers, Absolutely NO Forced Air in a plastic crate. Take a personal look for yourself.

FAVORITE GROOMING PRODUCTS:



Simple Grooming Example, Feet Look Like Mittens:

Feet are to look like mittens. Don't cut in between the toes. Cut flat on the bottom of the feet too. Don't cut between the pads. This will also help keep the dirt down from being tracked into the house. The tail is barely cut across in a blunt cut. Go 1" below the elbow, feel for the tail bone first. Ears are to be trimmed to the edge. Hair on top of the ear is 1/2". Trim the fuzz behind the ears with the thinning scissors called 44/20.



Dog Blow Dryers, Grooming Spray And Grooming Coat

Blow drying your dog will take about 1.5- 2 hours depending on the thickness of the coat. If your dog is damp, hot spots may occur between the legs, under tail area. If the shampoo is not washed out completely, this will also cause hot spots. We use Anti Monkey Butt Powder with Calamine. Refer to Hot Spot remedy in the Training Manual.

Get your puppy used to a hair dryer when you get home. If you go to a groomer, ask to see where your dog is being dried. Never leave a dog in a plastic crate with forced hot air. This can kill your dog! Make it a positive, relaxed experience.



Simple Grooming Example, How To Straighten Hair

Brush/blow dry the hair straight down on the sides towards the floor. Don't comb Down the length of the back or you will encourage the waves. If you want a flat coat, use the grooming jacket or a beach towel pinned tight with towel pins (available at Tractor & Supply or online). Then keep the towel/jacket on the dog for a couple hours. I really like the grooming spray. It comes in a concentrated bottle to dilute.

